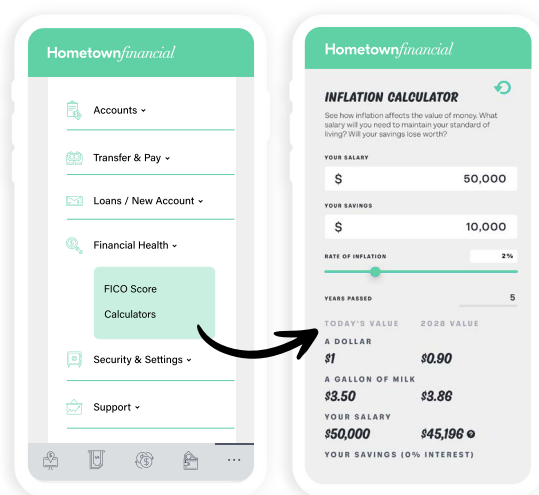


Mobile App Integrations

How to Integrate Wellness Center Resources into Your Institution's App

Improve User Experience with Mobile App Integration



Ever consider making your Wellness Center into a navigable app for account holders?

Good news, since every WC article, calculator, and Coach is optimized to work on mobile devices, you can do it with just two things: your institution's very own mobile banking app and a method called mobile app integration where you exchange data from your website straight to an online application via a WebView.

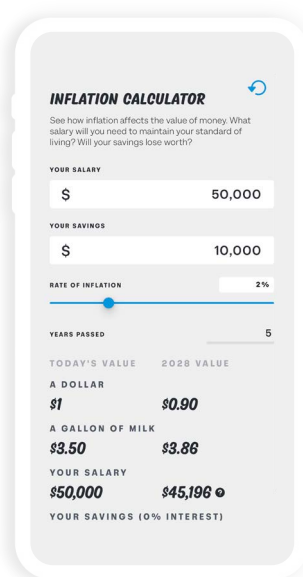
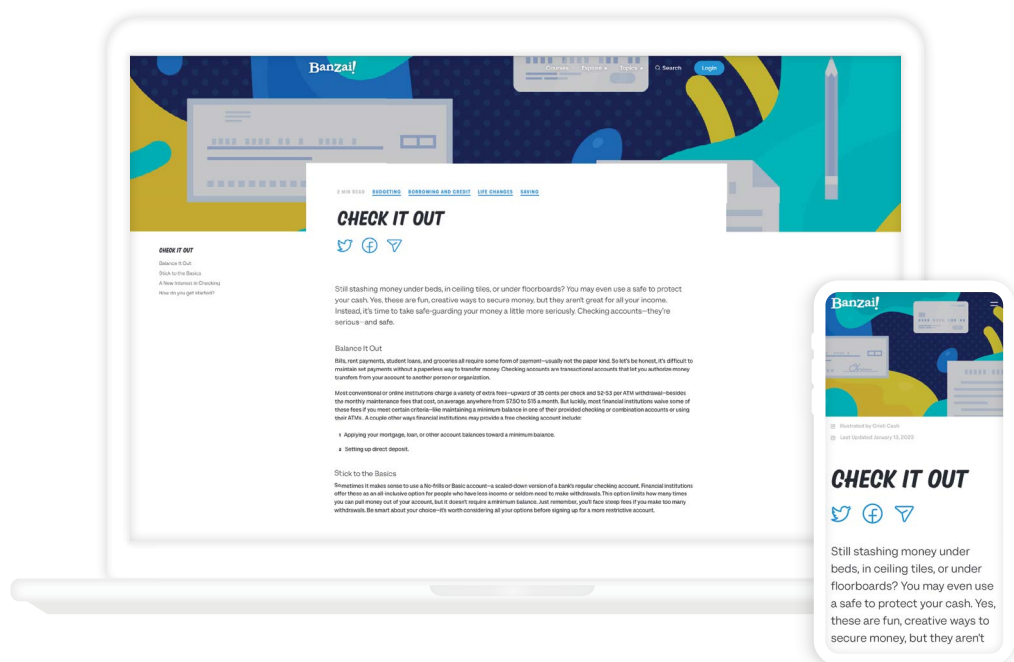
What Is a WebView?

A typical web browser such as Chrome, FireFox, Safari, etc., has two key components—the UI or address bar and navigation options found at the top of a window and the Browser Engine or main view that contains the interactive webpage below the address bar.

A **WebView** is essentially just the webpage part that contains the interactive content, e.g., articles, calculators, Coaches, etc. With the help of your institution's development team, you can add a WebView to a mobile banking app simply by including the <WebView> element into your layout or loading the URL from an HTML string.

In Simpler Terms...

This means that your mobile banking app will be able to render—load and optimize—full branded web pages such as this article [Check it out](#) from a browser and display them in the form of an application. See comparison below:



Individual, Unbranded Resources

Banzai provides resources like this [Inflation Calculator](#) that let you enter a simple URL—similar to banzai.org/coach/inflation-calculator—into WebView which, to a user, would look something like this.

Note that adding a different Banzai calculator is as simple as changing the endpoint of the URL: Use the following as a guide banzai.org/coach/calculator-name

Pros to Implementing Mobile App Integration

- ➔ Your institution's mobile app will display Wellness Center content within itself rather than sending the user to a separate browser.
- ➔ You'll create more opportunities to reuse and share already-featured-content from your website or Wellness Center to a chosen app.
- ➔ Your developers will have full control of what content gets loaded, minimizing the chance of malicious code shutting down your whole system.

If you want to make an in-app Wellness Center available to your account holders, let your dev team know that Banzai content is optimized for such a task—they'll know the best place to start!

Notes for Development

WebView exists for both iOS and Android platforms—it shows a browser inside an app and gives the impression that the content is native to that app. Here are some resources to get you started on setting up a WebView on your company's mobile application.

[WebView for iOS](#)
[WebView for Android](#)